

DEVELON

Excavators

DX490LCA-7B

DX530LCA-7B



THE PIONEER

Crushing operation for mountains and forests and quick loading are possible. It is a standard product in the mining industry with high bucket capacity, large crushing hammer, increased operation speed, enhanced productivity, reduced fuel consumption, improved product quality, and better durability.

ENGINE

With more potent engine with 14% additional power, careful control over enhanced energy efficiency has led to superior product quality and durability; thus improving parts versatility and compatibility. Moreover, the engine meets the tier-2 automobile emission standards as well as requirements for energy conservation and environmental protection.

HYDRAULIC SYSTEM

The state-of-the-art VBO hydraulic system electronically regulates the accuracy and responsiveness of the main pump, increasing the flow rate and reducing energy consumption by interrupting flow when needed.

FUEL CONSUMPTION

Adopting a low-fuel consumption design, the DX490LCA-7B and DX530LCA-7B incorporate fuel-saving control technology known as SPC3 (Smart Power Control); thus achieving fuel efficiency surpassing that of the 7B Series.



MAINTENANCE

Parts requiring frequent maintenance have been strategically positioned for easy reach, with the human-centered design enhancing serviceability.

CAB PROTECTION FENCE

Installation of protective fence at the lower section of the cab. Front protective fence also available as an option.

SEPARATION OF WATER TANK AND OIL COOLING

By significantly enhancing heat dissipation capabilities, cleaning and maintenance tasks are made easier.

BOOM

The strength and durability of the boom were enhanced by applying thick reinforced steel plates and high-strength casts.

ARM

The durability of the arm was enhanced by increasing the thickness of the steel plate on the arm and using reinforcement bars and wear-resistant reinforcement steel plates.

BUCKET

A reinforced bucket suitable for excavator tracks was selected to secure excellent durability in high-load working environments, enabling long hours of operation.

Photos may include optional equipment

WE ARE BACK WITH NEW FEATURES



IMPROVED ABILITY TO HANDLE VARIOUS FUEL QUALITIES

The machine adaptability to low-quality fuel was greatly enhanced by improving the filtration performance of the fuel filter system and coating critical components with a material possessing excellent wear and corrosion-resistant properties.

ADJUSTABLE CRAWLER WIDTH

The DX490LCA-7B and DX530LCA-7B can adjust the width of the crawler to match the requirements of the work environment, simultaneously offering safety when operating the equipment and convenience when transporting the equipment.

ROBUST EQUIPMENT FOR ALL CONDITIONS

Durability was improved by increasing the thickness of critical areas and adopting advanced manufacturing techniques.

UPGRADED CAB

The upgraded cab offers good visibility, noise reduction, and outstanding convenience for the operator.

INSTALLATION OF OPERATOR-CENTERED LIGHTING

By installing LED lights on the main frame, boom, and front of the cab, illumination for night operations has been enhanced significantly. This ensures the operator's safety, convenience, and improved work efficiency during night-time operations.

IMPROVED CHASSIS RELIABILITY

The expandable chassis structure—which is available as an option—optimizes the integrity of the x-frame, the joints on the left and right sides, and the upper central support. This chassis provides much needed reliability and stability in the work environment, especially during long operations.

FULLY AUTOMATED TEMPERATURE CONTROL SYSTEM

The ergonomically designed air conditioner is easy to operate, with strategically placed vents preventing frost build-up on the cab windows during the winter season.

FULLY AUTOMATED FUEL HEATING

An automatic activation mechanism was added to the fuel heating function so that the fuel would be automatically heated in cold regions.

FUEL EFFICIENCY

Customer profitability is maximized through the adoption of low-fuel consumption design and installation of high-efficiency engine and advanced VBO hydraulic system, with the adoption of a more advanced version of SPC3 (Smart Power Control) technology enabling effective management of fuel consumption.

Operators can choose from one of four working modes (P+,P,S,E) based on what the working conditions are like. When the operator activates SPC3 from the instrument panel, fuel efficiency can be optimized and fuel costs can be reduced effectively.

ENGINE

With the installation of integrated pump and nozzle and unique centrifugal filter, the vehicle realizes high reliability, fuel efficiency, serviceability, low failure rate, and low maintenance and repair costs.

EPOS SYSTEM

Depending on the actual working conditions, operators have the option to select from Power Plus Mode (P+), Standard Mode (S), and Economic Mode (E). Through simultaneous smart control of automatic idling, main pump flow rate, and hydraulic system pressure, both power loss and fuel consumption levels are reduced.

SPC3 MODE

The SPC3 mode detects the load during actual working conditions and automatically adjusts the engine RPM and main pump torque, optimizing the swing system overflow. This enhances work efficiency for the operator while simultaneously reducing fuel consumption.



STATE-OF-THE-ART VBO HYDRAULIC SYSTEM

The installation of a state-of-the-art electronically controlled hydraulic pump enables operators to control the vehicle precisely, resulting in faster completion times and significant improvements in work efficiency.



RELIABLE SWING DRIVE

The double rotation motor offers even greater torque, allowing the operator to carry out digging operations efficiently with precise control over the swing.

WORK PERFORMANCE

The DX490LCA-7B and DX530LCA-7B comes with an even larger bucket (2.7-3.0m³) that provides increased productivity for the customers. Excellent combined operation-handling capability



INSTANT BOOSTING FUNCTION

The excavator is equipped with a handle boost button that instantly provides additional lift or travel power when activated. This feature enables the excavator to be used in challenging work environments with ease.



RPM AND CONTROLLABILITY

The excavator's motor has a rotational torque that is far superior to that of other excavators made by competing brands. This torque produces powerful rotations that enhance operational efficiency when performing combined work.



Efficiency	257 kW/ 1800 rpm
Emmission	Complies with China's tier 2emission standard
No. of Cylinders	6
Displacement	11.05 l

FASTER COMBINED OPERATION HANDLING

By utilizing a device that delivers superior digging, traveling, and lifting power compared to its counterparts, the machine has enhanced its operational efficiency. Additionally, the implementation of a fuel blender that produces an optimal fuel mixture facilitates the seamless execution of combined work carried out with the excavator.



COMFORT

STATE-OF-THE-ART INSTRUMENT PANEL

The recently redesigned instrument panel boasts of excellent readability, allowing the operator to check the equipment's status effortlessly.



Another customer convenience feature is the **8 inch LCD touched screen monitor that provides operators with various kinds of information about the machine state.**

- a. Short-distance odometer: Fuel consumption, driving time, average fuel consumption, and daily average fuel consumption can be selected for viewing.
- b. Check for warning information: Warning information can be read by selecting the equipment warning information on the instrument panel.
- c. Oil filter information: total use time and replacement period of key consumable parts.

A CAB DESIGNED TO FUNCTION AS A PLEASANT LUXURY SPACE WHERE THE SWITCHES ARE POSITIONED AT THE CENTER

The cab features metal-textured trim panels reminiscent of those found in luxury cars. Switches are concentrated in one location to enhance operational convenience and work efficiency.



AUDIO CONTROL BUTTONS

The centralized placement of the audio control buttons ensures easy access.

CONVENIENT GLOVE COMPARTMENT AND POWER SUPPLY

The cab features a convenient small glove compartment and a 12V USB charging station, allowing the operator to store personal items and charge mobile phones. Additionally, a quick start switch button on the air conditioner enables swift activation of the air conditioning unit.



BLUETOOTH RADIO

Utilizing the Bluetooth function, the operator can connect his/her mobile phone to the speakers, enabling making or receiving calls hands-free or listening to the radio.



LOW-NOISE / HEAT DISSIPATION DESIGN

The comfort of operating the machine was improved by reducing external noise and noise generated inside the cab.

The upgraded cab realizes extensive visibility, minimal noise, and exceptional convenience for the operator.

1 THE CAB IS EQUIPPED WITH AN OPERATOR'S SEAT ADJUSTMENT MODE, ALLOWING THE OPERATOR TO CONTROL THE SEAT POSITION EASILY.

The vibration-proof suspension seat can be adjusted both forward and backward as well as height-wise to accommodate the operator's weight.

2 AUTOMOBILE-GRADE AIR CONDITIONING SYSTEM

The fully automated temperature control provides a comfortable driving environment for the operator while also relieving fatigue.

3 HANDLE

Through ergonomic design, the manipulability of the handle was improved, enhancing ease of operation. Additionally, the wipers can be controlled manually using the buttons located on the right side of the handle.



ENGINE EMERGENCY STOP SWITCH

In the event of engine failure preventing the operator from stopping the vehicle, the engine emergency brake button located beneath the seat can be used to halt the engine, preventing potentially hazardous situations.

RELIABILITY

Drastically improved product quality and durability

OPTIMALLY DESIGNED REINFORCED BUCKET

The reinforced bucket with optimized design is used for high-load operating environments. It ensures superior durability and longer operation time.

- By installing the optimally designed reinforced bucket, the excavator demonstrates superior durability even in high-load work environments ; thus allowing the vehicle to operate for extended periods.
- Wear-resistant materials are used in areas susceptible to damage by abrasions.
- Wear-resistant steel panels are used on the bottom parts of the bucket.



IMPROVED HEAT DISSIPATION

The heat dissipation effect was amplified by structurally separating the water tank and fuel cooling and enlarging the cross-sectional area of the vents.



RELIABLE COUNTERWEIGHT BRACKET AND STURDY BOTTOM PLATE

A machine design featuring a reliable counterweight bracket and a sturdy bottom plate means that the excavator can readily operate in tough working environments and perform stably for a long time.

- The stability of the counterweight has been enhanced by utilizing 6 fastening bolts and increasing the horizontal spacing between them. This bolt-fastening method also prevents the loosening of the bolts caused by prolonged vibrations.
- The sturdy bottom plate provides stability and protects the core parts of the machine from damage. By improving durability through the use of fastening bolts and greater thicknesses, the operator can be assured of safety and stability while working.

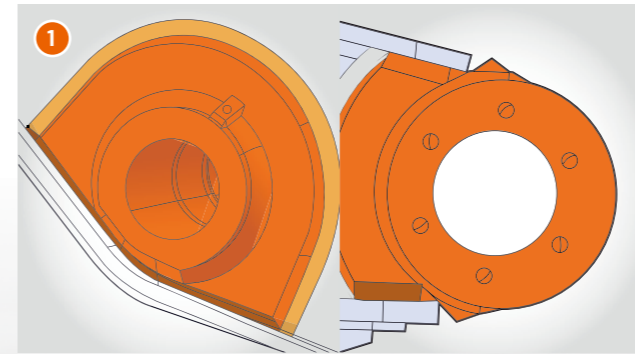
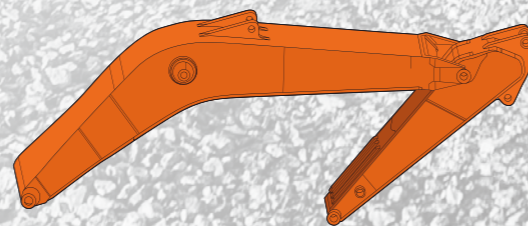
EXPANDABLE CHASSIS AS AN OPTION

The joints connecting the chassis platform with the left/right undercarriages were strengthened by incorporating triple chain wheel support on both sides. Since the excavator was designed for mining purposes, crawler shoes are standard features. The shoes provide strong ground adherence, preventing slipping during mining operations and boasting of high resistance to wear. The chain slabs covering the entire shoes prevent crawler wear caused by rocks.



ARM & BOOM REINFORCEMENT DESIGN

The thicknesses of the arm and boom steel plates have been increased by 16% compared to previous product versions.



IMPROVED DURABILITY THROUGH ADVANCED STRUCTURAL DESIGN

By adopting a unibody structure in designing the machine, the number of welded areas was minimized and the area of contact between steel plates was increased, contributing to superior durability. Durability was further increased by modifying the shape of the arm axle sleeve and shoulder, which increased the surface area that receives loading and the area of contact.



REINFORCED CYLINDER

- The quality and durability of the hydraulic cylinders driving the front lifting mechanism have been enhanced, resulting in reduced maintenance and repair costs and increased capability for prolonged operation.
- The dust rings on the lower ends of the hydraulic cylinders are of a double-sealing structure that gives them excellent sealing characteristics.



The machine ability to run on low-quality oil was enhanced by improving the filtering performance of the oil filter system.

BUSHINGS WITH SUPERIOR WEAR-RESISTANT PROPERTIES

The surface of the bushings was coated with a self-lubricating material to improve lubrication and debris dispersal capability considerably. By enhancing the anti-friction performance, the useful life of the bushings was extended.

MAINTENANCE

SERVICEABILITY THAT IS CONVENIENT, FAST, AND ECONOMICAL

Advanced maintenance equipment offers convenience and ensures that the vehicle remains operational for the operator.



ACCESS PANEL FOR MAINTENANCE AND REPAIRS

An access panel for carrying out maintenance and repairs is a feature that provides additional safety and convenience.

EXTENDED USEFUL LIVES OF CONSUMABLE ITEMS


Hydraulic oil: 4000 hours
 Engine oil filter: 500 hours
 Engine oil: 500 hours

ENGINE COVER DESIGNED WITH HUMAN-CENTERED DESIGN PRINCIPLES

Departing from the unibody structure of previous engine covers, the engine cover of DX490LCA-7B and DX530LCA-7B consists of 3 independently moving parts to increase the durability and manipulability of the cover. The placements of parts that need to be serviced are concentrated in the main pump compartment, which facilitates their removal for servicing. For protection and ease of doing maintenance work, the fuel filter is located on the surface of the engine cover.

ANTI-SLIP PREVENTION PLATFORM

The platform was designed to be a flat surface with an embossing structure. By installing it to look different from sandpaper, the platform acquires anti-slip characteristics especially in situations where there is oil or rainwater on the platform.



GRAB HANDLE AND NON-SLIP COVER

A grab handle and a non-slip cover were added and the access panel area was expanded, providing additional convenience to operators when they perform maintenance work.



The machine is outfitted with a detachable engine cover and a service step, thereby simplifying outdoor repair work. Additionally, the enhanced versatility of components has led to reduced replacement costs.



FUEL TANK COVER

The dual-locking mechanism can prevent theft of fuel stored in the tank.



DOUBLED CAPACITY OF THE WINDSHIELD WASHER FLUID TANK

The capacity of the windshield washer fluid tank has been doubled, allowing the washer fluid to be injected in large quantities.

MY DEVELON

Telematics Service (OPTIONAL)

TELECOMMUNICATIONS Data flow from machine to web



TELEMATICS TERMINAL

The terminal device is installed and connected to a machine to get machine data.

TELECOMMUNICATION

DEVELON provides Dual mode (Cellular, Satellite) communication to maximize communication coverage

MY DEVELON

Users can monitor the machine status from DEVELON Website & Mobile App

TELEMATICS SERVICE BENEFITS DEVELON and dealer support customers to improve work efficiency with timely and responsive services

CUSTOMER

Improve work efficiency

- Timely and preventive service
- Improve operator's skills by comparing work pattern
- Manage fleet more effectively

DEALER

Better service for customers

- Provide better quality of service
- Maintain machine value
- Better understanding of market needs

DEVELON

Responsive to customer's voice

- Utilize quality-related field data
- Apply customer's usage profile to developing new machine

MAIN FUNCTIONS (WEB/APP) DEVELON Telematics Service provides various functions to support your great performance



OPERATION

You can easily access and manage equipment information and maintenance costs on the platform anytime, anywhere. Retrieve details such as location, uptime, utilization, and fuel costs based on field data, enabling efficient work planning by considering the progress at the job site.



HEALTH

Based on reliable manufacturer information, you can have checklists for each usage cycle and receive replacement cycle reminders for consumable parts. In the event of equipment defects, you will receive notifications and can request service immediately. This ensures swift service support from certified DEVELON dealers and minimizes machine idle time.

E-COMMERCE

Saving your time to find all the documents about your equipment. We provide monthly operation reports, manuals, parts books and more. This helps you to access to a wide range of information and knowledge of your equipment.



You can purchase a variety of digital products and certified genuine parts for your equipment online. Elevate your experience by subscribing to our exclusive digital services.

LIBRARY

*This service can be accessed in certain countries, and the scope of service may differ depending on your country and region.

GLOBAL PARTS NETWORK

QUALITY-PROVEN MAIN COMPONENTS

Develon provides fast and precise worldwide delivery of genuine Develon parts through its global PDC (parts distribution center) network.

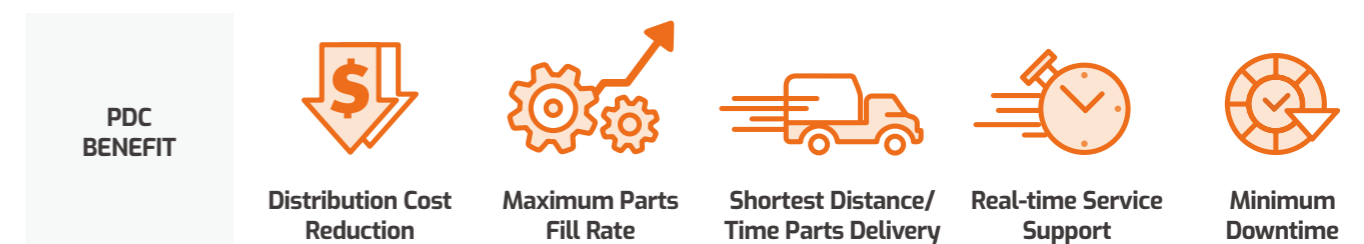


GLOBAL NETWORK

The global network of the GPDC (Global Parts Distribution Center) maximizes its fill rate by making sure that each center is stockpiled with all the critical parts required for businesses in its area. The network also minimizes the time and costs required for parts delivery by positioning PDCs close to major markets around the world. Develon PDCs communicate with customers in their time zone, informing them that they are open for operation, and deliver parts to them as early as possible.

THE GLOBAL PARTS DISTRIBUTION CENTER NETWORK

PDCs had been set up as shown below, including Mother PDC in Ansan, Korea. The ten other PDCs include one in China (Yantai), three in USA (Atlanta, Seattle and Miami), two in Europe (Belgium and the UK), one in the Middle East (Dubai), two in Asia (Singapore and Indonesia) and one in Brazil (São Paulo).



TECHNICAL SPECIFICATIONS

DX490LCA-7B

ENGINE

Model	DX12
Type	4-Cycle, Water-Cooled Mechanical Control
Intake	Turbocharged
Number of cylinders	6
Bore	123 mm
Stroke	155 mm
Rated Power	257 kW / 1800 rpm

SWING SYSTEM

Driving system	Hydraulic
Deceleration unit	Planetary gear reduction
Swing brake	Wet multi-disc brake
Swing speed	9.0 rpm

DRIVING AND BRAKING DEVICE

Steering control	Pedal plate and joystick integrated control
Driving method	Hydraulic
Travel motor	Axial piston hydraulic motor
Travel speed(high / low)	5.5 / 3.1 km/h
Operation brake	Hydraulic brake
Parking brake	Wet multi-disc brake

UNDERCARRIAGE

Center frame	X-frame
Track frame	box-type
Track seal	self-lubricating track
Track adjustment (High / Low)	buffer tensioning
Track shoes	53 each side
Roller	3 each side
Track roller	9 each side

OPERATING WEIGHT

The operating weight (approximate value) includes the 7,100mm HD boom, 2,900mm HD arm, SAE full bucket with 2.7 capacity, operator, lubricants, coolant, fully filled fuel tank, and standard configuration.

Crawler shoe	600 mm
Operating weight	50,800 kg
Ground contact pressure	0.88 kg/cm ²

HYDRAULIC SYSTEM

MAIN PUMP

Type	Axial plunger pump
Maximum flow	2 X 405 ℓ/min

HYDRAULIC MOTOR

Travel motor	Axial plunger typeX2
Swing brake	Wet multi-disc brake

SAFETY VALVE SETTING

Work device hydraulic circuit	350 kgf / cm ² (34.3 Mpa)
Travel hydraulic circuit	350 kgf / cm ² (34.3 Mpa)
Swing hydraulic circuit	300 kgf / cm ² (29.4 Mpa)
Booster hydraulic circuit	350 kgf / cm ² (34.3 Mpa)

CYLINDER

Cylinders	Quantity	Bore x Rod diameter x stroke
Boom	2	170 mm X 115 mm X 1,650 mm
Arm	1	190 mm X 130 mm X 1,980 mm
Bucket	1	170 mm X 115 mm X 1,341 mm

MAXIMUM DIGGING FORCE (ISO)

Bucket	28.8 / 30.6 ton (282.2 / 300KN)
Arm	21.4 / 22.7 ton (209.9 / 222.6KN)

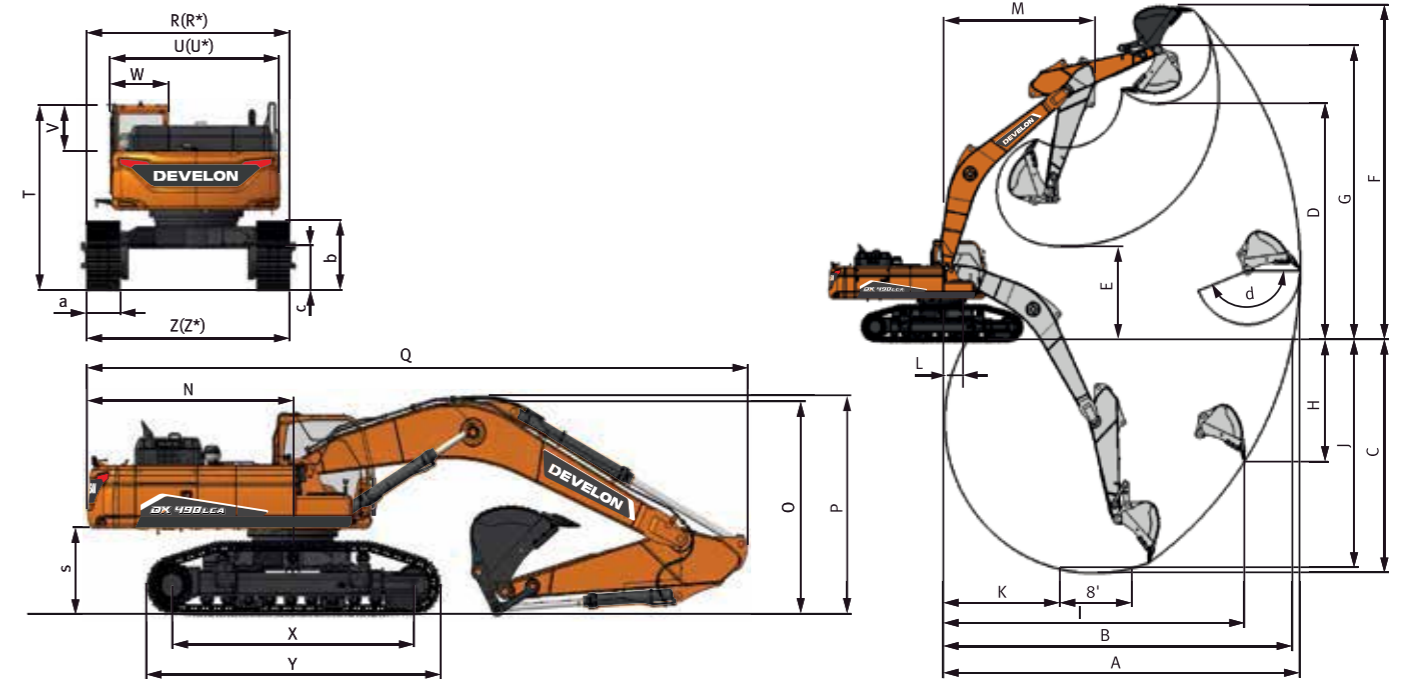
OIL TANK CAPACITY

Fuel tank	Hydraulic oil tank
626 ℓ	390 ℓ

COOLANT/LUBRICANT CAPACITY (REPLACEMENT)

Radiator	53.5 ℓ
Engine	45 ℓ
Transmission oil	2X9 ℓ
Rotation reducer	2X5 ℓ

DIMENSIONS & WORKING RANGES



Rear swing radius	(mm)	N	3,800
Overall height (Boom)	(mm)	O	3,585
Overall height (Hose)	(mm)	P	3,725
Overall length	(mm)	Q	12,220
Overall width	(mm)	R	3,900
Counterweight clearance	(mm)	S	1,460
Overall height (Cabin)	(mm)	T	3,370
house width	(mm)	U	2,990
Cabin width	(mm)	W	1,010
Distance between the center of the guide wheel and the center of the driving wheel	(mm)	X	4,470
Track length	(mm)	Y	5,504
Total width	(mm)	Z	**3340 / 3900
Shoe width	(mm)	a	600
Crawler height	(mm)	b	1,255
Ground clearance	(mm)	c	*761

Note: ** Chassis retracts / Chassis expands
* Without Grouser

Boom	7,100 (mm)		
Arm	3,350 (mm)		
Bucket	2.7 (m ³)		
Maximum digging reach	(mm)	A	12,115
Maximum digging reach (ground)	(mm)	B	11,855
Maximum digging depth	(mm)	C	7,770
Maximum dumping height	(mm)	D	7,885
Minimum dumping height	(mm)	E	3,155
Maximum digging height	(mm)	F	11,020
Maximum bucket pin height	(mm)	G	9,700
Maximum vertical wall digging depth	(mm)	H	3,965
Maximum vertical wall radius	(mm)	I	10,225
Maximum digging depth on flat ground with an 8 inch flat bucket	(mm)	J	7,615
Maximum digging radius on flat ground with an 8 inch flat bucket	(mm)	K	3,895
Minimum digging reach	(mm)	L	835
Minimum swing radius	(mm)	M	5,215
Bucket angle	(deg)	d	180.9

TECHNICAL SPECIFICATIONS

DX530LCA-7B

ENGINE

Model	DX12
Type	4-Cycle, Water-Cooled Mechanical Control
Intake	Turbocharged
Number of cylinders	6
Bore	123 mm
Stroke	155 mm
Rated Power	257 kW / 1800 rpm

SWING SYSTEM

Driving system	Hydraulic
Deceleration unit	Planetary gear reduction
Swing brake	Wet multi-disc brake
Swing speed	9.0 rpm

DRIVING AND BRAKING DEVICE

Steering control	Pedal plate and joystick integrated control
Driving method	Hydraulic
Travel motor	Axial piston hydraulic motor
Travel speed(high / low)	5.5 / 3.1 km/h
Operation brake	Hydraulic brake
Parking brake	Wet multi-disc brake

UNDERCARRIAGE

Center frame	X-frame
Track frame	box-type
Track seal	self-lubricating track
Track adjustment (High / Low)	buffer tensioning
Track shoes	53 each side
Roller	3 each side
Track roller	9 each side

OPERATING WEIGHT

The operating weight (approximate value) includes the 7,100mm HD boom, 2,900mm HD arm, SAE full bucket with 2.7 capacity, operator, lubricants, coolant, fully filled fuel tank, and standard configuration.

Crawler shoe	600 mm
Operating weight	52,300 kg
Ground contact pressure	0.91 kg/cm ²

HYDRAULIC SYSTEM

MAIN PUMP

Type	Axial plunger pump
Maximum flow	2 X 405 ℓ/min

HYDRAULIC MOTOR

Travel motor	Axial plunger typeX2
Swing brake	Wet multi-disc brake

SAFETY VALVE SETTING

Work device hydraulic circuit	350 kgf / cm ² (34.3 Mpa)
Travel hydraulic circuit	350 kgf / cm ² (34.3 Mpa)
Swing hydraulic circuit	300 kgf / cm ² (29.4 Mpa)
Booster hydraulic circuit	350 kgf / cm ² (34.3 Mpa)

CYLINDER

Cylinders	Quantity	Bore x Rod diameter x stroke
Boom	2	170 mm X 115 mm X 1,650 mm
Arm	1	190 mm X 130 mm X 1,805 mm
Bucket	1	170 mm X 115 mm X 1,341 mm

MAXIMUM DIGGING FORCE (ISO)

Bucket	26.9 / 28.6 ton (263.9 / 280.3 kN)
Arm	23.5 / 24.9 ton (230.3 / 244 kN)

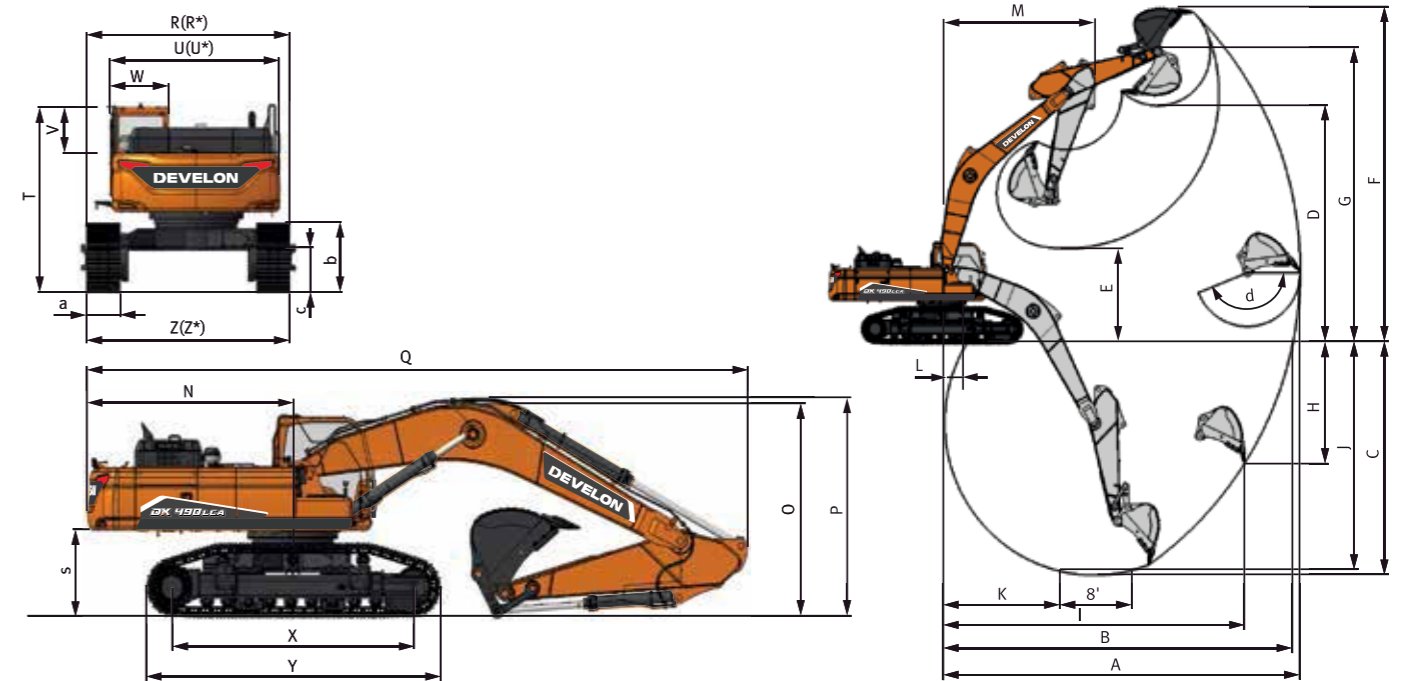
OIL TANK CAPACITY

Fuel tank	Hydraulic oil tank
626 ℓ	390 ℓ

COOLANT/LUBRICANT CAPACITY (REPLACEMENT)

Radiator	53.5 ℓ
Engine	45 ℓ
Transmission oil	2X9 ℓ
Rotation reducer	2X5 ℓ

DIMENSIONS & WORKING RANGES



Rear swing radius	(mm)	N	3,800
Overall height (Boom)	(mm)	O	4,105
Overall height (Hose)	(mm)	P	4,140
Overall length	(mm)	Q	11,525
Overall width	(mm)	R	3,350
Counterweight clearance	(mm)	S	1,725
Overall height (Cabin)	(mm)	T	3,220
house width	(mm)	U	2,990
Cabin width	(mm)	W	1,010
Distance between the center of the guide wheel and the center of the driving wheel	(mm)	X	4,470
Track length	(mm)	Y	5,504
Total width	(mm)	Z	3,340 / 3,900*
Shoe width	(mm)	a	600
Crawler height	(mm)	b	1,070
Ground clearance	(mm)	c	*530

Note: ** Chassis retracts / Chassis expands
* Without Grouser

Boom	6,300 (mm)		
Arm	2,900 (mm)		
Bucket	3.0 (m ³)		
Maximum digging reach	(mm)	A	10,925
Maximum digging reach (ground)	(mm)	B	10,665
Maximum digging depth	(mm)	C	7,060
Maximum dumping height	(mm)	D	6,395
Minimum dumping height	(mm)	E	2,645
Maximum digging height	(mm)	F	9,680
Maximum bucket pin height	(mm)	G	8,375
Maximum vertical wall digging depth	(mm)	H	3,655
Maximum vertical wall radius	(mm)	I	9,102
Maximum digging depth on flat ground with an 8 inch flat bucket	(mm)	J	6,865
Maximum digging radius on flat ground with an 8 inch flat bucket	(mm)	K	3,215
Minimum digging reach	(mm)	L	1,035
Minimum swing radius	(mm)	M	4,755
Bucket angle	(deg)	d	181.2

We are **DEVELON**

We trace our roots to 1937 as one of Korea's first large scale machine plant. Throughout time we have consistently delivered exceptional products and solutions.

DEVELON is a bold name that reflects our core ambition to continue developing onwards and leaving behind a positive footprint in our world. Moving forward, we seek to be part of our customers and partners' endeavor to build a better world.

Powered by **Innovation**



©2025 HD Hyundai Infracore. All rights reserved.
HDIPBE-01-2509

Certain specification(s) are based on engineering calculations and are not actual measurements. Specification(s) are provided for comparison purposes only and are subject to change without notice. Specification(s) for your individual Develon equipment will vary based on normal variations in design, manufacturing, operating conditions, and other factors. Pictures of Develon units may show other than standard equipment

develon-ce.com

