

> We are DEVELON

We trace our roots to 1937 as one of Korea's first large scale machine plant. Throughout time we have consistently delivered exceptional products and solutions.

DEVELON is a bold name that reflects our core ambition to continue developing onwards and leaving behind a positive footprint in our world. Moving forward, we seek to be part of our customers and partners' endeavor to build a better world.

Powered by **Innovation**



©2024 HD Hyundai Infracore. All rights reserved.
HDIPBE-01-2402

Certain specification(s) are based on engineering calculations and are not actual measurements. Specification(s) are provided for comparison purposes only and are subject to change without notice. Specification(s) for your individual Develon equipment will vary based on normal variations in design, manufacturing, operating conditions, and other factors. Pictures of Develon units may show other than standard equipment.

develon-ce.com

DEVELON

Excavator

DX300LC-7M



CLASS-LEADING FUEL EFFICIENCY

DX300LC-7M was developed to make you find the perfect tailored mode for your requirement and working style. When adjoined with right combination of technologies, engine and pump matching technology guarantees maximum fuel efficiency.

UNDENIABLE CAPABILITY

DX300LC-7M guarantees best productivity by improved engine and hydraulic system. Unrivaled lifting capacity and versatile attachments with enlarged standard bucket capacity enables even more workload.

HIDDEN ACE IN QUALITY AND DURABILITY

DX300LC-7M applied the advanced platform verified in global market. Frames and structures armed with robust design to stand whatever lies ahead. All features applied strict criteria to raise the quality, maintainability and even convenience.

YOUR UNBEATEN HAND

DX300LC-7M :

Surpass All the Expectations, The Best Card for Every Challenge Backed Up by Peerless Fuel Efficiency



Be in your element. Be in command. A hardy breed, a winning move, DX300LC-7M will be your trump card on every tough task. With absolute breakthrough in fuel efficiency and a bold direction DX300LC-7M will be an idealistic blueprint for new coming excavator generation.

Authentic combination of passion, technology and craftsmanship condensed into DX300LC-7M's unbeatable performance. This supreme oriented all terrain excavator stands out even more with all with the evolution with cutting edge technology on versatility and efficiency .

In fluctuating and accelerating construction industry, energize your business with DX300LC-7M's peerless productivity. Surpassing all the expectation once again, DX300LC-7M will be your hole card and lethal move.

Photos may include optional equipment

SPC (SMART POWER CONTROL) SYSTEM

SPC provides predictive powertrain control which automatically identifies working mode and adjusts engine RPM to supply proper pump torque. Results in improving fuel consumption up to 5%.

ETP (ELECTRIC TRANSFER PUMP) (OPTIONAL)

ETP changes speed of front movement depending on the hydraulic flow consumption of attachment usage. Linear and smooth control guaranteed for operational ease.

ADDITIONAL WORKING LAMP (OPTIONAL)

Additional working lamp (LED) contributes to enhanced safety through improved illumination.

SIDE AND REAR VIEW CAMERA (OPTIONAL)

Side and rear-view camera keep watch in ways beyond operator's sight. Additional LED lighting system attached on each side for the clear identification.

NEW LOOK & ENHANCED STRUCTURE

Applied new decal and changed counterweight design. Featured with stable and segmented bonnet mounting, reinforced counterweight and track frame.

ROPS CERTIFIED CABIN (OPTIONAL)

One of the most spacious cabs in the market, with low noise & vibration levels and excellent all-round visibility. Offered with fully adjustable suspension seat, air conditioning with climate control as standard.

HEATING AND COOLING SEAT (OPTIONAL)

The optional, air-suspended, climatized driver's suspension seat provides pleasant seating conditions and a high level of comfort.

WE ARE BACK WITH NEW FEATURES

**All the Nice Features of The Previous Model
Bodily Succeeded, Even Nicer Things to Come.**

ADVANCED UNDERCARRIAGE

Strengthen sprocket structure and tooth structure to prevent debris. Heavy duty arm and boom reinforced to withstand high impact materials. Armed with fortified castings and forged steel pivot points.

MORE COMFORT

DAB(Digital Radio Broadcasting), Microphone. Head lamp placed near to the cabin door. It helps operators to secure visibility with less shadow.

NEW 8-INCH TOUCH MONITOR

Bigger LCD monitor with user-friendly touch screen panel allows easy access to machine settings and maintenance data.

IMPROVED AIR FLOW SYSTEM FOR DEFROSTING AND AIR CONDITIONING

Air conditioning system has also improved aerodynamically, for a pleasant working environment.

VERSATILITY & VARIOUS ATTACHMENT

Two pump option for high flow attachments. Newly added H+ class bucket options for higher productivity



*Option spec info is included to the images contained in this material and may not be the same with the actual specs.

ELECTRONICALLY CONTROLLED PUMP

Electronically control the pump by generating virtual hydraulic flow, which effectively works on effectively reduce fuel consumption and high productivity.

SWING DRIVE

Increased torque is available to ensure rapid cycle, minimizing the shocks during the rotation.

TRAVEL DEVICE

In-house travel device provides simple internal structure and increases efficiency of the performance. Thicker sprocket minimizes incoming debris and provides higher durability.

THE POWER FOR ALL

**The Most Capable All-Rounder,
Authentic Power and
Quintessential performance**



Next generation performer DX300LC-7M is designed to give you the best possible performance no matter what your requirement is. Class-leading capability and supercharged engine power guarantee its uncompromised performance. Superb engine provides purest power and torque characteristic. Unrivalled lifting capacity and versatile attachments with enlarged standard bucket capacity enables even more workload.

Take the versatility of DX300LC-7M through further development thanks to forward looking technology . DX300LC-7M provides wide range of features which enables its all-round functionality. EPOS™ (Electronic Power Optimizing System) ensures the engine hydraulic system ensures the engine power to be exactly delivered. ETP (Electric Transfer Pump) efficiently changes speed of front movement depending on the hydraulic flow consumption of attachment usage. These technological innovations deliver even more smartly and effortlessly deliver the wide range of performance and its inherent strengths. DX300LC-7M, the most capable all-rounder to fit your need.

7

INTELLIGENT SYSTEM


Improved excavator control by new EPOS™ system. Acting as a brain of hydraulic excavator, EPOS™ system have been optimized in association with CAN (Controller Area Network) communication link.

BREAKER ASSIST SWITCH

Breaker assist switch is equipped for maximum attachment performance. Works for maintaining consistent downward pressure for high productivity. Easily controlled and can vary the speed.

DEVELON ENGINE (DL08)

DX300LC-7M gives superb performance through Develon in-house engine. New generation engine shows outstanding power of 202kw(Gross) and exceptionally wide torque range at low RPM. Develon engine perfectly harmonized with the hydraulic system and provides strong power. Develon continuously improves its engines to optimize both performance and efficiency. Delivering performance which can be adapted to your various needs, for maximum productivity.



8

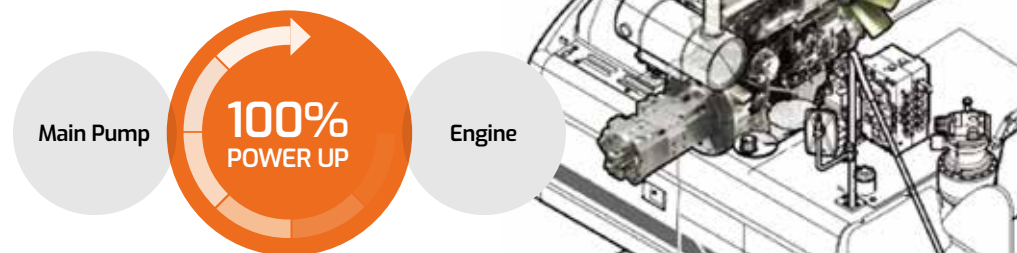
BIG PERFORMANCE BIGGER EFFICIENCY

Effortless Confidence Everywhere, With Unrivalled Fuel Efficiency

Work effortlessly and save fuel with the latest technology. DX300LC-7M's intelligent power management helps you get the most out of from your excavator. Innovative engineering ensures the transmission of energy between hydraulic system and engine to be seamless. The new DX300LC-7M also introduced the Develon electronic controlled pump – VBO (Virtual Bleed Off) system. Along with VBO system and Develon's tuning technique, you can elevate your fuel efficiency up to 32% even compared to its predecessor.

PUMP MATCHING TECHNOLOGY

Pump matching technology resolves problems as the low response time of the system and unnecessary fuel consumption. Matching the response time between pump and engine efficiently reduces unnecessary fuel consumption as well as reducing exhaust fumes.



SPC (SMART POWER CONTROL) SYSTEM

SPC is a predictive powertrain control system, which automatically identifies working mode and adjusts engine RPM to supply proper pump torque. To Reduce the unnecessary waste of fuel consumption, it analyzes and manages gear steps and the set the speed. SPC relieves the driver's workload and contributes to a fuel-efficient working style.

VBO (VIRTUAL BLEED OFF) SYSTEM

Generally, most excavators use hydraulic system, transferring the energy by using hydraulic flow. In order to facilitate the rapid response to the joystick signal, this hydraulic flow is continuously generated from the pump even when the excavator is not in operation. The weakness of this system is the fuel loss and internal abrasion. On the contrary, VBO system 'virtually' generates the hydraulic flow through the electronic sensor. Due to its means, customer can be benefited from VBO system in every way. Not to mention the fuel efficiency and the safe sustenance of the system, but also immediate response and familiar controllability, the strength of existing hydraulic system.

POWER MODE (P+MODE / P MODE / S MODE / E MODE)

Four different power modes give you precise control over the excavator's powertrain. The system automatically identifies working mode and adjusts engine RPM to supply proper pump torque. Potential fuel consumption significantly reduced compared to permanently maintaining the same mode. Controlling this technology is intuitive and straightforward. Simple switch allows you to flick easily between modes. Function numerably tested to meet operator needs at different cycles, phases and materials.



IMPENETRABLE SOLIDITY

Armed with Airtight Protection and Daring Details Undoubted Strength and Durability

DX300LC-7M armed with unbeatable strength by applying latest design, engineering and manufacturing technique as well as the use of technologically advanced materials and components. DX300LC-7M has been checked through stringent quality guidelines and criteria. Rigorous inspect on design, engineering and manufacturing. The most updated platform was applied. Every component is also extensively tested on the most demanding terrains, and under the extreme circumstances to validate its performance.

Strategically positioned X- chassis and high-strength track undercover yield DX300LC-7M's rigidity. Undercover mounting fortified and track idler bracket reinforced. Advanced undercarriage with strengthen sprocket structure and tooth. Computer-assisted design technique applied to remote possibilities in hydraulic system and frame structures. All combined to increase the life DX300LC-7M and promote its unrivalled capability and versatility.


X- CHASSIS UNDERCARRIAGE

X- chassis undercarriage enables increased ground clearance and improved maneuvering ability. Sloped surface design optimized to shed debris and maximize uptime.




TRACK COMPONENT IMPROVEMENT

The chain composed of self – lubricating sealed links, impervious to external contamination. Track frame firmly locked by mechanically bolted pins



IDLER BRACKET IMPROVEMENT

Idler bracket has been fitted with reinforced bar. Thick and wider strip idler applied to add strength and avoid bending distortion. Protect the main components from external impacts.



BUCKET PIN LINK (Y-SEAL)

Bushings and wear discs designed for longer service interval. Seal type altered, impervious to external contamination.

STRENGTHENED BOOM & ARM

Finite element analysis has been used to calculate the best load distribution throughout the boom structure. Combined with thicker material both reliability and component life are increased. To better protect the base of the arm, reinforced bars have been added and the arm center and end both have been strengthened.

ADVANCED PIN BUSH AND DISC

Pocket and dimple surface pattern optimized for greasing and filtering out the impurities. Wear resistant lubricant is coated for noise free enhancement in noise cancellation and anti seizure property. Used polymer shim with hard metal disk for 90% less abrasion and hard metal anti wear disk for 75% less abrasion.



DX300LC-7M's cabin is an inviting commanding center spotted on exactly what operators want. ROPS cabin guarantees significant reduction in noise and vibration. You have easy access to storage compartments and a clear all-round view of the worksite. Its spacious interior offers an ample room and pleasant ambience with fully adjustable, air conditioning system and supremely comfortable heated air suspension seat.

Inside and out high-technology tightly surrounds you. Operator information is easily accessed and is presented in a clear immediate format. Integrated switches and joystick for optimum controllability and comfort. Simple to adjust and easy to use menus with intuitive graphics and comprehensive functionality. Safety features also assures operator's concentration by establishing commanding and adaptive working environment.

GRASP MORE CONTROL

**Discover More Control
at Tailored Environment
That Caters You Everyway**





1. SMALL DETAILS ADD THE FEELING OF REFINEMENT

USB charger is equipped for additional comfort. Rear sun visor is also equipped for UV protection. Refined interior with enhanced legroom and extendable storage space guarantees a serene ride to you. Panoramic cabin windows and suitable seat position assists on safety and controllability promotion.

2. AVM (AROUND VIEW MONITOR) (OPTIONAL)

The images can be viewed on a monitor in the interior of the cab. The operator can directly view the area around equipment, when changing implements. Also can have a perfect view of the front structure.

3. 8-INCH MONITOR

New, wider and more user-friendly LCD color monitor with full access to machine settings and maintenance data.

4. AIR CONDITIONING AND DEFROSTING SYSTEM

Aerodynamically designed air conditioner equipped for inner climate control. Heating and ventilation, air conditioning system upgraded for pleasant environment.

5. COMFORTABLE SEAT (OPTIONAL)

Equipped with various functions including the adjustment forth and back. Lumbar support effectively reduces the vibration of apparatus during work. Considering the cold environment, seat heating function also equipped in seat.

6. EMERGENCY STOP SWITCH

For enhanced safety and to enable fast reactions in an emergency, DX300LC -7M equipped with an emergency stop switch that allows the interruption of certain body functions whilst allowing the vehicle to remain running.

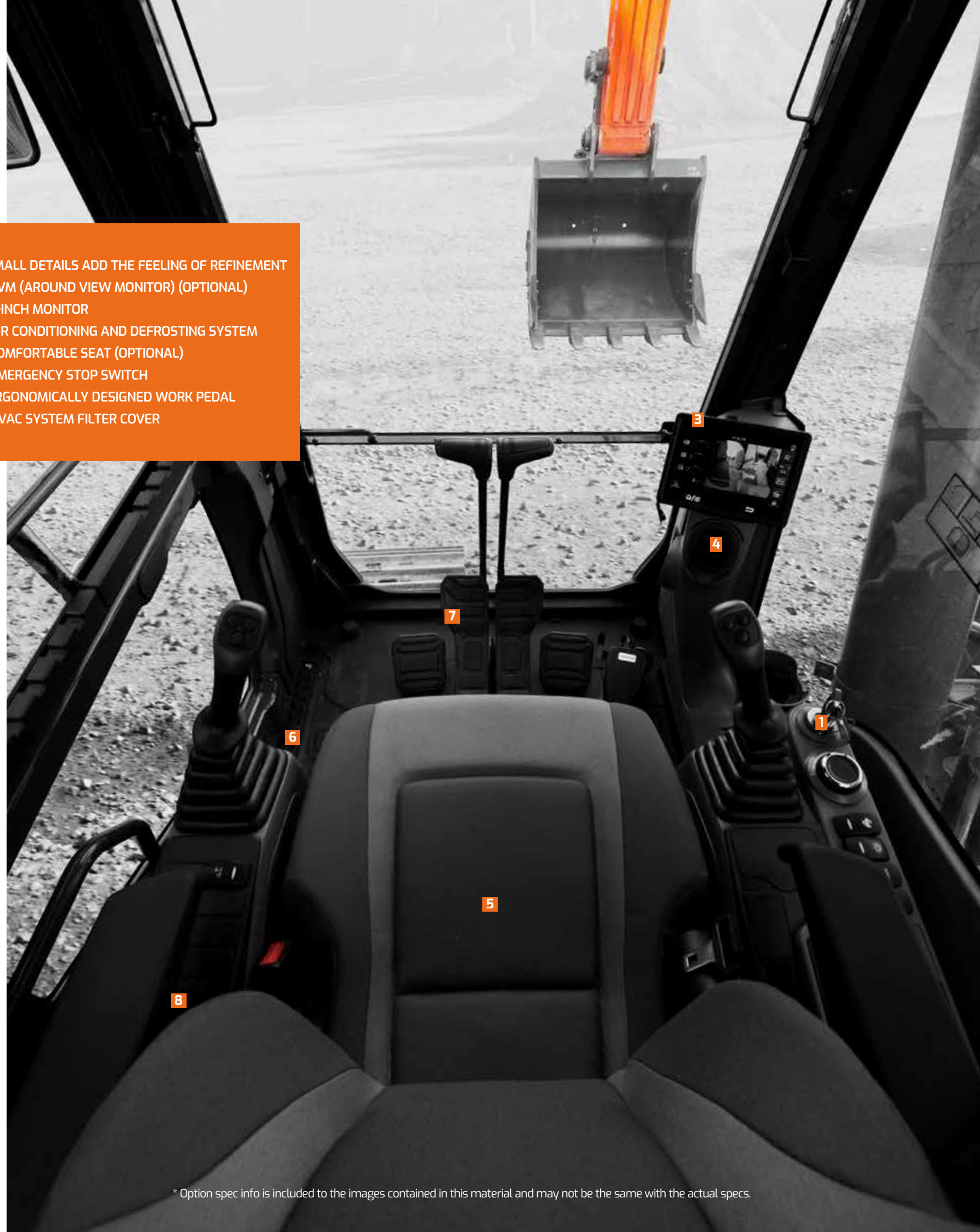
7. ERGONOMICALLY DESIGNED WORK PEDAL

Ergonomically designed work pedals placed at both ends. Pedal angle adjusted to relieve the pressure on ankle and joints, reducing fatigue and to lessen the load of operator.

8. HVAC SYSTEM FILTER COVER

Heating, ventilation and air conditioning system filter cover equipped to avoid contamination and system durability.

1. SMALL DETAILS ADD THE FEELING OF REFINEMENT
2. AVM (AROUND VIEW MONITOR) (OPTIONAL)
3. 8-INCH MONITOR
4. AIR CONDITIONING AND DEFROSTING SYSTEM
5. COMFORTABLE SEAT (OPTIONAL)
6. EMERGENCY STOP SWITCH
7. ERGONOMICALLY DESIGNED WORK PEDAL
8. HVAC SYSTEM FILTER COVER





* Option spec info is included to the images contained in this material and may not be the same with the actual specs.

WITHOUT MAINTENANCE STRESS

Familiar and intuitive Maintenance

DX300LC-7M increased service intervals and reduced costs of ownership. Short maintenance operations and extended maintenance intervals make of DX300LC-7M readily available on site when it's needed.

Ground accessible filters and simple layout offer easy repair. Electric Transfer Pump makes it easier for filter maintenance Develon Fleet Management offers information including location, operational condition, engine and hydraulic system. You can be informed of the component's operational data in hourly cycle, without the trouble to open up the panel of your excavator.





1. SIDE RUBBER PROTECTOR

As a safeguard against the possible side impacts, DX300LC-7M is equipped with side rubber protector to protect upper body.



2. HYDRAULIC OIL RETURN FILTER

Protection of the hydraulic system has been made more effective by applying glass fiber filter technology to the main oil return filter. More than 99.5% of foreign particles are filtered out, significantly increasing oil change interval.



3. FUEL PRE-FILTER IN WATER SEPARATOR

Highly efficient water separator in fuel to prevent engine damage by removing moisture. Reducing the risk of external engine contamination and lengthen the engine's lifespan.



4. CENTRALIZED GREASE INLETS FOR EASY MAINTENANCE

The boom & arm grease inlets are grouped for easy access. Remote grease points make it easier to lubricate hard-to-reach pins on the lift arm and articulation system.



5. DRY TYPE PRE-CLEANER

The installation of a rotor type pre-cleaner provides better filtering in dusty environments. Increase maintenance interval resulting in more uptime.



6. AIR COMPRESSOR (OPTIONAL)

Easily lubricated, highly reliable and low maintenance air compressors are equipped.



7. CONVENIENT FUSE BOX

The fuse box is conveniently located in a section of the storage compartment behind the operator's seat to provide a clean environment and easy access.



8. AIR CLEANER

Air cleaner of large capacity removes 99% of airborne particles, reducing the risk of engine contamination.

DEVELON FLEET MANAGEMENT

Telematics Service (OPTIONAL)

TELECOMMUNICATIONS Data flow from machine to web



TELEMATICS TERMINAL

Terminal device is installed and connected to a machine to get machine data.

TELECOMMUNICATION

DEVELON provides Dual mode (Cellular, Satellite) communication to maximize communication coverage

DEVELON FM WEB

User can monitor machine status from DEVELON FM Web

TELEMATICS SERVICE BENEFITS Develon and dealer support customers to improve work efficiency with timely and responsive services

CUSTOMER

Improve work efficiency

- Timely and preventive service
- Improve operator's skills by comparing work pattern
- Manage fleet more effectively

DEALER

Better service for customers

- Provide better quality of service
- Maintain machine value
- Better understanding of market needs

DEVELON

Responsive to customer's voice

- Utilize quality-related field data
- Apply customer's usage profile to deveping new machine

FUNCTIONS (WEB/APP) Develon Telematics Service provides various functions to support your great performance



FUNCTION		EXCAVATOR	WHEEL LOADER	ADT
GPS	· Location · Geo-fence	All models	All models	All models
Operation hours	· Daily, Weekly, Monthly report	All models	All models	All models
Operation hours	· Total operation hours · Operation hours by mode	All models	All models	All models
Maintenance parts	· Preventive maintenance by item replacement cycle	All models	All models	All models
Fault code / Warning	· Fault code · Machine Warnings on Gauge Panel	All models	All models	All models
Fuel information	· Fuel level · Fuel consumption	All models	All models	All models
Dump capacity	· Dump tonnage · Count of Work Cycle	N/A	N/A	All models

GLOBAL PARTS NETWORK

QUALITY-PROVEN MAIN COMPONENTS

Develon provides fast and precise worldwide delivery of genuine Develon parts through its global PDC (parts distribution center) network.

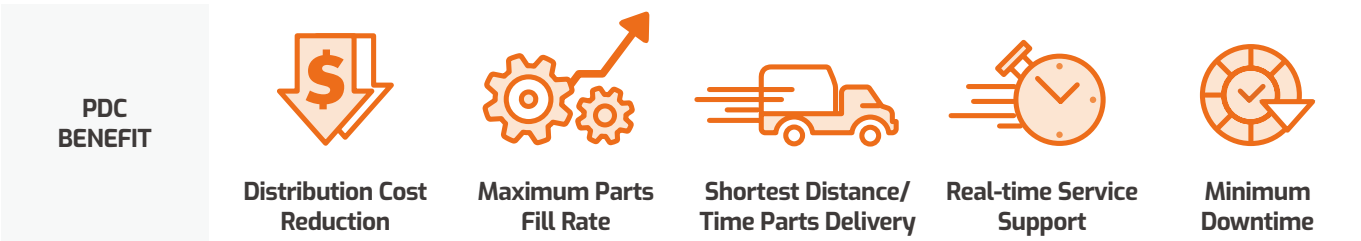


GLOBAL NETWORK

The global network of the GPDC (Global Parts Distribution Center) maximizes its fill rate by making sure that each center is stockpiled with all the critical parts required for businesses in its area. The network also minimizes the time and costs required for parts delivery by positioning PDCs close to major markets around the world. Develon PDCs communicate with customers in their time zone, informing them that they are open for operation, and deliver parts to them as early as possible.

THE GLOBAL PARTS DISTRIBUTION CENTER NETWORK

PDCs had been set up as shown below, including Mother PDC in Ansan, Korea. The ten other PDCs include one in China (Yantai), three in USA (Atlanta, Seattle and Miami), two in Europe (Germany and the UK), one in the Middle East (Dubai), two in Asia (Singapore and Indonesia) and one in Brazil (São Paulo).



TECHNICAL SPECIFICATION

ENGINE

Model
Develon DL08
Number of cylinders
6
Nominal flywheel power
GROSS POWER 202 kW (275 PS, 271 HP) @ 1,900 rpm (SAE J1995) NET POWER 192 kW (261 PS, 257 HP) @ 1,900 rpm (SAE J1349)
Max torque
1,157 N.m @ 1,300 rpm
Piston displacement
7,640 cc
Bore & stroke
Φ 108 X 139 mm
Starter
24 V / 6.0 kW
Batteries
2 X 12 V / 150 Ah
Air cleaner
Double element with auto dust evacuation.

DRIVE

Each track is driven by an independent axial piston motor through a planetary reduction gearbox. Two levers with control pedals guarantee smooth travel with counterrotation on demand.

Travel speed (high / low)
5.2 / 2.9 km/h
Maximum traction force
28.3 / 15.7 ton
Maximum grade
70%

WEIGHT

Boom 6,245 mm, Arm 3,100 mm, Bucket SAE H Class 1.5 m³

	Shoe width	Operating weight	Ground pressure (kgf/cm²)
Triple Grouser	(Std) 600 mm	31.8 ton	0.61 kgf/cm²
	700 mm	32.3 ton	0.53 kgf/cm²
	800 mm	32.7 ton	0.47 kgf/cm²

HYDRAULIC SYSTEM

The heart of the system is the EPOSTM (Electronic Power Optimizing System). It allows the efficiency of the system to be optimized for all working conditions and minimizes fuel consumption.

- The hydraulic system enables independent or combined operations.
- Two travel speeds offer either increased torque or high speed tracking.
- Cross-sensing pump system for fuel savings.
- Auto deceleration system.
- Two operating modes, two power modes.
- Button control of flow in auxiliary equipment circuits.
- Computer-aided pump power control.

Main pumps
2 variable displacement axial piston pumps Max flow: 2 x 272 l/min @ 1,700 rpm
Pilot pump
Gear pump - max flow: 25.5 l/min @ 1,700 rpm
Maximum system pressure
Boom/Arm/Bucket : Normal mode : 350 kgf/cm² Power mode : 370 kgf/cm² Travel : 370 kgf/cm² Swing : 295 kgf/cm²

SWING MECHANISM

- An axial piston motor with two-stage planetary reduction gear is used for the swing.
- Increased swing torque reduces swing time.
- Internal induction-hardened gear.
- Internal gear and pinion immersed in lubricant bath.
- The swing brake for parking is activated by spring and released hydraulically.

Swing speed : 0 to 9.61 rpm

ENVIRONMENT

Noise levels comply with environmental regulations (dynamic values).

Sound level guarantee
105 DB (A) (2000/14/EC)
Cab sound level
70 DB (A) (ISO 6396)

UNDERCARRIAGE

Chassis are of very robust construction, all welded structures are designed to limit stresses. High-quality material used for durability. Lateral chassis welded and rigidly attached to the undercarriage. Track rollers lubricated for life, idlers and sprockets fitted with floating seals.

Tracks shoes made of induction-hardened alloy with double grouser. Heat-treated connecting pins. Hydraulic track adjuster with shock-absorbing tension mechanism.

Number of rollers and track shoes per side
Upper rollers : 2 (standard shoes) Lower rollers: 9 Shoes : 48 Total length of track : 4,040 mm

HYDRAULIC CYLINDERS

Cylinders	Quantity	Bore x Rod diameter x stroke
Boom	2	140 X 95 X 1,450 mm
Arm	1	150 X 105 X 1,670 mm
Bucket	1	135 X 90 X 1,150 mm

REFILL CAPACITIES

Fuel tank
500 L
Cooling system (Radiator capacity)
44.1 L
Engine oil
36 L
Swing drive
7 L
Final drive (each =Travel Device = travel motor + travel reduction gear)
2 X 7 L
Hydraulic tank
280 L

BUCKET

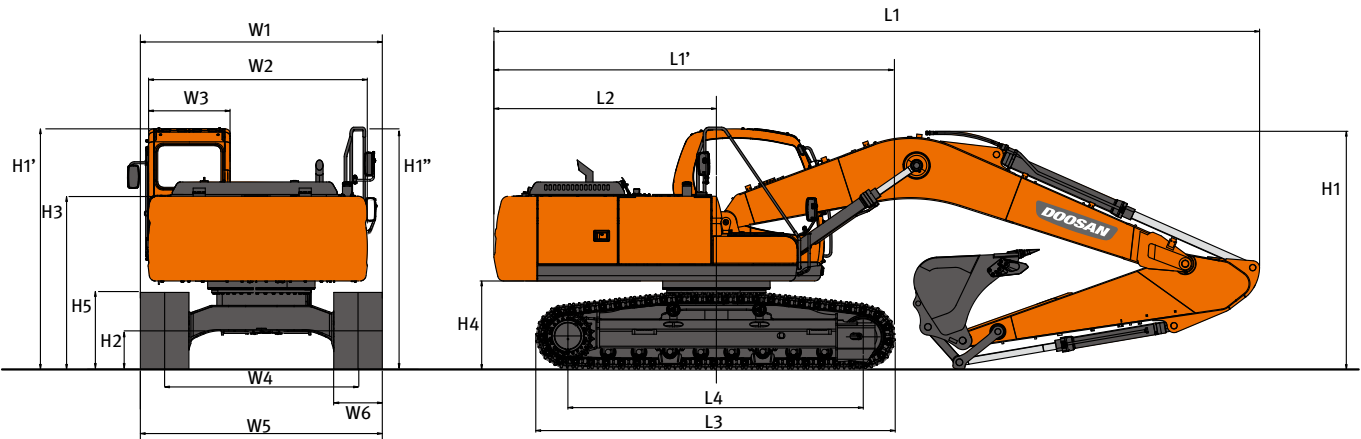
Bucket Type	Capacity (m³)		Width (mm)		Weight (kg)	6,245 HD BOOM			SLR BOOM	DIGGING FORCE (Nom.m/Press up, Ton)
	CECE	SAE	W Cutter	W/O Cutter		2.5 A	2.85 HD	3.1 HD A	7.0 A	
GP	0.70	0.8	1,167	1,083	847	A	A	A	-	[SAE] 16.7 / 17.6 [ISO] 18.9 / 20.0
	0.90	1.03	1,037	962	971	A	A	A	-	
	0.99	*1.16	-	1,432	1,180	A	A	A	-	
	1.10	1.27	1,445	1,376	1,090	A	A	A	-	
	1.30	1.5	1,657	1,582	1,199	A	A	B	-	
	1.50	1.75	1,867	1,792	1,301	B	C	C	-	
H Class	0.94	1.04	1,108	1,070	1,024	A	A	A	-	[SAE] 17.4 / 18.3 [ISO] 19.1 / 20.2
	1.10	1.2	1,258	1,220	1,104	A	A	A	-	
	1.31	1.47	1,458	1,420	1,190	A	A	B	-	
	1.30	**1.5	1,657	1,582	1,234	A	A	B	-	
	1.41	1.6	1,721	1,640	1,264	A	B	B	-	
	1.52	1.72	1,658	1,620	1,338	B	C	C	-	
H+ Class	1.31	1.47	1,458	1,420	1,296	A	A	B	-	[SAE] 17.0 / 17.9 [ISO] 19.1 / 20.2
S Class	1.08	1.2	1,242	1,210	1,390	A	A	A	-	
	1.29	1.45	1,442	1,410	1,509	A	B	B	-	
	1.39	1.57	1,542	1,510	1,568	B	B	C	-	
	1.38	***1.6	1,721	1,640	1,482	B	B	C	-	
S+ Class	1.29	1.45	1,442	1,410	1,673	B	B	C	-	[SAE] 8.6 / 9.1 [ISO] 10.0 / 10.5
Ditch Cleaning	0.38	0.45	-	1,500	357	-	-	-	A	
	0.46	0.54	-	1,800	405	-	-	-	A	
	0.55	0.64	1,167	1,083	423	-	-	-	B	

*1.16M³ : Rock Bucket ** 1.5M³ : R1H Bucket *** 1.6M³ : R1S Bucket

Based on ISO 10567 and SAE J296, arm length without quick change clamp
A : Suitable for materials with density of 2,100 kg/m³ (3,500 lb/yd³) or less
B : Suitable for materials with density of 1,800 kg/m³ (3,000 lb/yd³) or less

C : Suitable for materials with density of 1,500 kg/m³ (2,500 lb/yd³) or less
D : Suitable for materials with density of 1,200 kg/m³ (2,000 lb/yd³) or less
X : Not recommended

DIMENSIONS

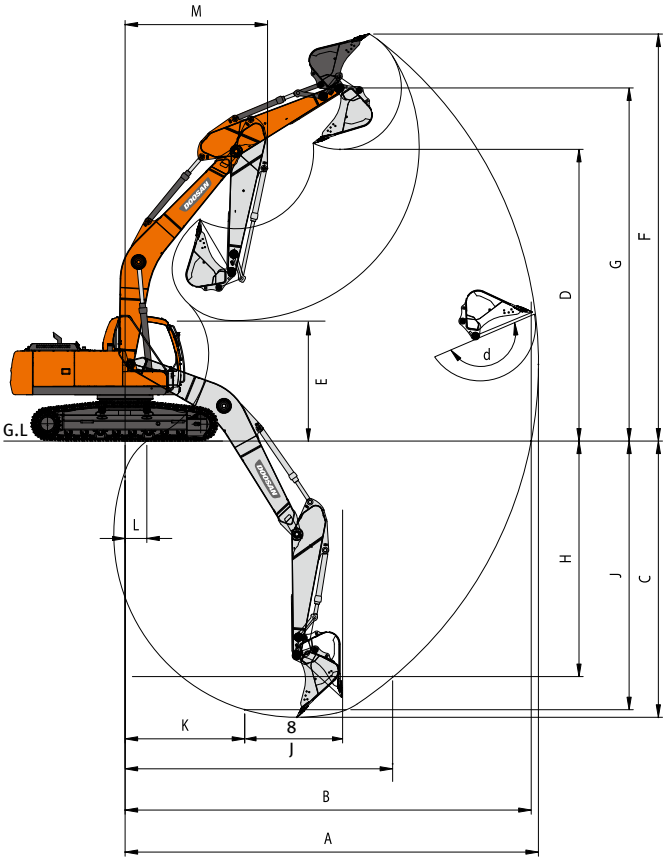


DIMENSIONS

Model					ONE-PIECE BOOM				
Dimension					STD	OPT1	OPT2	OPT3	OPT4
Boom				m	6.245 HD	6.245HD	6.245HD	10.0	6.245
Arm				m	3.1 HD	2.85 HD	2.5	7.0	3.75
Bucket (PCSA)				m ³	1.5 H	1.5 H	1.5 H	0.64	1.5 H
Undercarriage (Track+Grouser)				mm	LC+TG	LC+TG	LC+TG	LC+TG	LC+TG
Overall	L1	Overall Length		mm	10,610	10,710	10,770	14,390	10,705
	H1	Overall Height	Boom	mm	3,265	3,495	3,385	3,365	3,455
			Hose	mm	3,370	3,615	3,495	3,475	3,575
			Cabin	mm	3,050	3,050	3,050	3,050	3,050
	W1	Overall Width (SHIPPING)		mm	3,200	3,200	3,200	3,200	3,200
	L2	Rear Swing Radius		mm	3,230	3,230	3,230	3,230	3,230
	H2	Ground Clearance*		mm	*470	*470	*470	*470	*470
Swing Body	W2	House Width	Frame only	mm	2,960	2,960	2,960	2,960	2,960
			w/Protector		3,070	3,070	3,070	3,070	3,070
	W3	Cabin Width		mm	1,010	1,010	1,010	1,010	1,010
	H3	Height Over Cover		mm	2,200	2,200	2,200	2,200	2,200
	H4	Counterweight Clearance*		mm	*1,120	*1,120	*1,120	*1,120	*1,120
Undercarriage	H5	Track Height*		mm	*970	*970	*970	*970	*970
	L3	Track Length		mm	4,950	4,950	4,950	4,950	4,950
	L4	Tumbler Distance		mm	4,040	4,040	4,040	4,040	4,040
	W5	Undercarriage Width	STD	mm	3,200	3,200	3,200	3,200	3,200
	W6	Shoe Width		mm	600	600	600	600	800
		Grouser Height		mm	30	30	30	30	30

*Without Grouser

WORKING RANGES



WORKING RANGE

BOOM LENGTH		mm	6,245 / 6,245 HD			10,000
ARM TYPE		mm	2,500	2,850 / 2,850 HD	3,100 / 3,100 HD	7,000
BUCKET TYPE (SAE / PCSA)		m ³	1.5 H	1.5 H	1.5 H	0.64 G
A	MAX. DIGGING REACH	mm	10,110	10,365	10,670	17,515
B	MAX. DIGGING REACH (GROUND)	mm	9,905	10,165	10,475	17,395
C	MAX. DIGGING DEPTH	mm	6,650	7,000	7,250	13,795
D	MAX. DUMPING HEIGHT	mm	7,035	7,045	7,325	11,980
E	MIN. DUMPING HEIGHT	mm	3,410	3,060	2,805	2,340
F	MAX. DIGGING HEIGHT	mm	9,935	9,895	10,245	14,195
G	MAX. BUCKET PIN HEIGHT	mm	8,585	8,600	8,880	13,205
H	MAX. VERTICAL WALL DEPTH	mm	3,620	3,765	3,940	9,675
I	MAX. RADIUS VERTICAL	mm	8,365	8,575	8,830	12,995
J	MAX. DIGGING DEPTH(8'LEVEL)	mm	6,415	6,760	7,050	13,655
K	MIN. RADIUS 8' LINE	mm	2,965	2,900	2,990	5,145
L	MIN. DIGGING REACH	mm	2,075	1,745	715	1,100
M	MIN. SWING RADIUS	mm	4,045	4,075	4,040	6,105
d	BUCKET ANGLE	°(deg)	175	175	175	170

STANDARD & OPTION

STANDARD EQUIPMENT

Boom & Arm
<div><div></div><div><div>• 6.2m Boom (Heavy duty)</div><div>• 3.1m Arm (Heavy duty)</div></div></div>
Hydraulic system
<div><div></div><div><div>• Boom and arm flow regeneration</div><div>• Boom and arm holding valves(MCV)</div><div>• Swing anti-rebound valves</div><div>• Spare ports (Control valve)</div><div>• One-touch power boost</div></div></div>
Cabin & Interior
<div><div></div><div><div>• All weather sound suppressed type cab</div><div>• Air conditioner & Heater</div><div>• Adjustable suspension seat with head rest and adjustable arm rest</div><div>• Pull-up type front window and removable lower front window</div><div>• Room light</div><div>• Intermittent windshield wiper</div><div>• Cup holder</div><div>• Hot & Cool box</div><div>• 8" LCD color monitor panel</div><div>• E/G RPM control dial</div><div>• AM/FM radio + MP3 (USB port)</div><div>• Remote radio ON/OFF switch</div><div>• 12V, 24V power socket</div><div>• Serial communication port for laptop PC interface</div><div>• Joystick lever with 3 switches</div></div></div>

Safety
<div><div></div><div><div>• Large handrails and step</div><div>• Convex metal anti-slip plates</div><div>• Seat belt</div><div>• Hydraulic safety lock lever</div><div>• Safety glass</div><div>• Hammer for emergency escape</div><div>• Right and left rearview mirrors</div></div></div>
Others
<div><div></div><div><div>• Double element air cleaner</div><div>• Additional water separator</div><div>• Dry type pre cleaner</div><div>• Fuel filter</div><div>• Dust screen for radiator/oil cooler</div><div>• Engine overheat prevention system</div><div>• Engine restart prevention system</div><div>• Self-diagnostic system</div><div>• 60A Alternator (24V, 80 amps)</div><div>• Electric horn</div><div>• Halogen working lights (frame mounted 1, boom mounted 2)</div><div>• Hydraulic track adjuster</div><div>• Track guards</div><div>• Greased and sealed track link</div><div>• Hydraulic oil tank air breather filter</div><div>• Long & Fixed track</div><div>• Hydraulic Oil</div><div>• Normal (VG46)</div></div></div>

OPTIONAL EQUIPMENT

Some of optional equipments may be standard in some markets. Some of this optional equipment is not available in some markets. You must check with the local Develon dealer to know about the availability or to release the adaptation following the needs of the applications

Boom & Arm	Others
<div><div></div><div><div>• 6.2m Boom</div><div>• 10m Boom (SLR)</div><div>• 2.5m Arm</div><div>• 3.1m Arm</div><div>• 3.75m Arm</div><div>• 2.85m Arm (HD)</div><div>• 7m Arm (SLR)</div></div></div>	<div><div></div><div><div>• Piping option</div><div>• Piping for Crusher</div><div>• Piping for Breaker</div><div>• Piping for Quick clamp</div><div>• Shoe (mm) : 600 TG / 700 TG / 800 TG / 850 TG / 600 DG</div><div>• Lower wiper</div><div>• Fuel filler pump</div><div>• Working Lights</div><div>• 4-front / 2-rear on cabin</div><div>• 2-front on cabin</div><div>• Counterweight (STD 5.4 ton / OPT 6.4 ton (for SLR))</div><div>• Hydraulic Oil</div><div>• Cold weather (VG32)</div><div>• Tropical weather (VG68)</div><div>• Breaker filter</div><div>• Water separator with heater</div><div>• Heavy duty & Fixed track</div><div>• Heavy duty under cover</div><div>• Auto greasing unit</div><div>• Electric transfer pump</div><div>• Air compressor</div><div>• Double or Full track guard</div><div>• Microphone</div><div>• Oil washed precleaner</div><div>• Rotating piping</div><div>• Lever pattern change</div></div></div>
Safety	
<div><div></div><div><div>• Boom and arm hose rupture protection valve</div><div>• Overload warning device</div><div>• FOGS (ISO 10262, FOGS standard)</div><div>• Alarm (Travel & Swing & QC)</div><div>• Rotating beacon</div><div>• LED lights</div><div>• Around View Camera / Side & Rear view camera</div><div>• Seat belt warning</div><div>• Side protector & catwalk</div><div>• Cabin front guard (Upper and lower guard)</div><div>• Access system(ISO2867)</div></div></div>	
Cabin & Interior	
<div><div></div><div><div>• Air suspension, Heating & cooling seat</div><div>• Rain Shield</div><div>• High seat Mount</div><div>• Breaker pedal</div><div>• Steel roof cover</div><div>• Additional mirror</div><div>• DAB Audio</div><div>• Rear sun visor</div><div>• Artificial leather</div><div>• ROPS Cabin</div></div></div>	